



Campbell  
UNIVERSITY

# *Preserving Photographs: Ideals vs. Realities*



Elizabeth T. Kelly

Leather Council at Williams Spring Meeting

Georgetown College

Nov. 14, 2012







**Preservation**  
Using the Digital Preservation Framework Process and Workflow Technology

At a recent meeting with the...

...

...

...







Campbellsville  
UNIVERSITY

















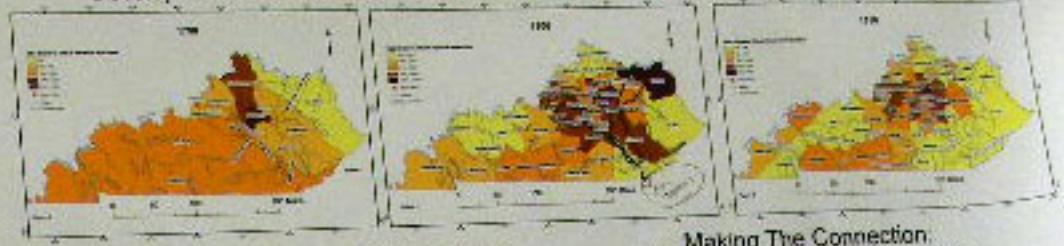


# John Filson's Bluegrass and the Development of African American Slavery and Industry on the Kentucky Frontier

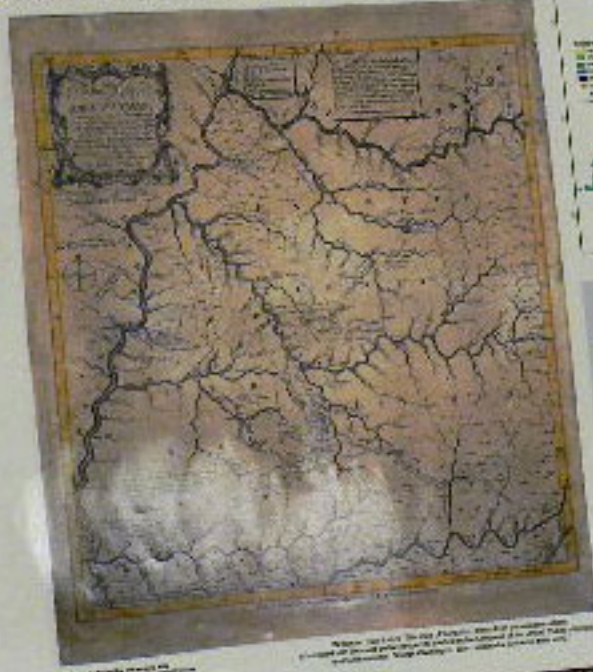
Slope Analysis of the Inner and Outer Kentucky Bluegrass Region



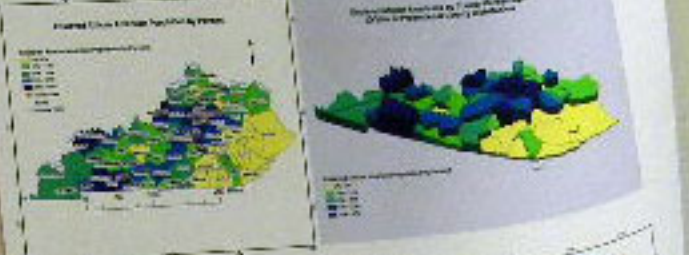
Development of the Enslaved African American Population: Frontier Kentucky 1790 - 1810



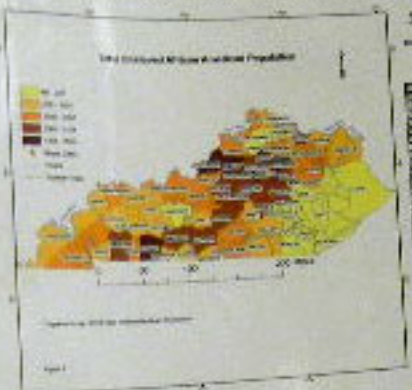
John Filson's Map of the Kentucky Bluegrass Region, ca 1784



Making The Connection: Correlating African American Population with Bluegrass Horse Production



Enslaved African American Population in Frontier Kentucky 1800; County Population Totals and County Percentages



1800 County Totals and Percentage Breakdown

COUNTY	Total Population	Total Enslaved	Percentage
Adair	1,000	100	10%
Allen	1,500	150	10%
Anderson	2,000	200	10%
Boone	2,500	250	10%
Bourbon	3,000	300	10%
Breathitt	3,500	350	10%
Bullitt	4,000	400	10%
Calloway	4,500	450	10%
Carter	5,000	500	10%
Cass	5,500	550	10%
Cecilia	6,000	600	10%
Chester	6,500	650	10%
Claiborne	7,000	700	10%
Cobb	7,500	750	10%
Coleman	8,000	800	10%
Crittenden	8,500	850	10%
Cumberland	9,000	900	10%
Daviess	9,500	950	10%
De Kalb	10,000	1,000	10%
Edmonson	10,500	1,050	10%
Elliott	11,000	1,100	10%
Estill	11,500	1,150	10%
Fayette	12,000	1,200	10%
Fleming	12,500	1,250	10%
Floyd	13,000	1,300	10%
Fulton	13,500	1,350	10%
Gallatin	14,000	1,400	10%
Gallup	14,500	1,450	10%
Garrard	15,000	1,500	10%
Gibson	15,500	1,550	10%
Giles	16,000	1,600	10%
Glascock	16,500	1,650	10%
Grant	17,000	1,700	10%
Graves	17,500	1,750	10%
Gray	18,000	1,800	10%
Green	18,500	1,850	10%
Greenup	19,000	1,900	10%
Harrison	19,500	1,950	10%
Hart	20,000	2,000	10%
Henderson	20,500	2,050	10%
Hendricks	21,000	2,100	10%
Hertel	21,500	2,150	10%
Hickman	22,000	2,200	10%
Hickman	22,500	2,250	10%
Holt	23,000	2,300	10%
Holt	23,500	2,350	10%
Hunter	24,000	2,400	10%
Hunter	24,500	2,450	10%
Jackson	25,000	2,500	10%
Jackson	25,500	2,550	10%
Jackson	26,000	2,600	10%
Jackson	26,500	2,650	10%
Jackson	27,000	2,700	10%
Jackson	27,500	2,750	10%
Jackson	28,000	2,800	10%
Jackson	28,500	2,850	10%
Jackson	29,000	2,900	10%
Jackson	29,500	2,950	10%
Jackson	30,000	3,000	10%
Jackson	30,500	3,050	10%
Jackson	31,000	3,100	10%
Jackson	31,500	3,150	10%
Jackson	32,000	3,200	10%
Jackson	32,500	3,250	10%
Jackson	33,000	3,300	10%
Jackson	33,500	3,350	10%
Jackson	34,000	3,400	10%
Jackson	34,500	3,450	10%
Jackson	35,000	3,500	10%
Jackson	35,500	3,550	10%
Jackson	36,000	3,600	10%
Jackson	36,500	3,650	10%
Jackson	37,000	3,700	10%
Jackson	37,500	3,750	10%
Jackson	38,000	3,800	10%
Jackson	38,500	3,850	10%
Jackson	39,000	3,900	10%
Jackson	39,500	3,950	10%
Jackson	40,000	4,000	10%
Jackson	40,500	4,050	10%
Jackson	41,000	4,100	10%
Jackson	41,500	4,150	10%
Jackson	42,000	4,200	10%
Jackson	42,500	4,250	10%
Jackson	43,000	4,300	10%
Jackson	43,500	4,350	10%
Jackson	44,000	4,400	10%
Jackson	44,500	4,450	10%
Jackson	45,000	4,500	10%
Jackson	45,500	4,550	10%
Jackson	46,000	4,600	10%
Jackson	46,500	4,650	10%
Jackson	47,000	4,700	10%
Jackson	47,500	4,750	10%
Jackson	48,000	4,800	10%
Jackson	48,500	4,850	10%
Jackson	49,000	4,900	10%
Jackson	49,500	4,950	10%
Jackson	50,000	5,000	10%
Jackson	50,500	5,050	10%
Jackson	51,000	5,100	10%
Jackson	51,500	5,150	10%
Jackson	52,000	5,200	10%
Jackson	52,500	5,250	10%
Jackson	53,000	5,300	10%
Jackson	53,500	5,350	10%
Jackson	54,000	5,400	10%
Jackson	54,500	5,450	10%
Jackson	55,000	5,500	10%
Jackson	55,500	5,550	10%
Jackson	56,000	5,600	10%
Jackson	56,500	5,650	10%
Jackson	57,000	5,700	10%
Jackson	57,500	5,750	10%
Jackson	58,000	5,800	10%
Jackson	58,500	5,850	10%
Jackson	59,000	5,900	10%
Jackson	59,500	5,950	10%
Jackson	60,000	6,000	10%
Jackson	60,500	6,050	10%
Jackson	61,000	6,100	10%
Jackson	61,500	6,150	10%
Jackson	62,000	6,200	10%
Jackson	62,500	6,250	10%
Jackson	63,000	6,300	10%
Jackson	63,500	6,350	10%
Jackson	64,000	6,400	10%
Jackson	64,500	6,450	10%
Jackson	65,000	6,500	10%
Jackson	65,500	6,550	10%
Jackson	66,000	6,600	10%
Jackson	66,500	6,650	10%
Jackson	67,000	6,700	10%
Jackson	67,500	6,750	10%
Jackson	68,000	6,800	10%
Jackson	68,500	6,850	10%
Jackson	69,000	6,900	10%
Jackson	69,500	6,950	10%
Jackson	70,000	7,000	10%
Jackson	70,500	7,050	10%
Jackson	71,000	7,100	10%
Jackson	71,500	7,150	10%
Jackson	72,000	7,200	10%
Jackson	72,500	7,250	10%
Jackson	73,000	7,300	10%
Jackson	73,500	7,350	10%
Jackson	74,000	7,400	10%
Jackson	74,500	7,450	10%
Jackson	75,000	7,500	10%
Jackson	75,500	7,550	10%
Jackson	76,000	7,600	10%
Jackson	76,500	7,650	10%
Jackson	77,000	7,700	10%
Jackson	77,500	7,750	10%
Jackson	78,000	7,800	10%
Jackson	78,500	7,850	10%
Jackson	79,000	7,900	10%
Jackson	79,500	7,950	10%
Jackson	80,000	8,000	10%
Jackson	80,500	8,050	10%
Jackson	81,000	8,100	10%
Jackson	81,500	8,150	10%
Jackson	82,000	8,200	10%
Jackson	82,500	8,250	10%
Jackson	83,000	8,300	10%
Jackson	83,500	8,350	10%
Jackson	84,000	8,400	10%
Jackson	84,500	8,450	10%
Jackson	85,000	8,500	10%
Jackson	85,500	8,550	10%
Jackson	86,000	8,600	10%
Jackson	86,500	8,650	10%
Jackson	87,000	8,700	10%
Jackson	87,500	8,750	10%
Jackson	88,000	8,800	10%
Jackson	88,500	8,850	10%
Jackson	89,000	8,900	10%
Jackson	89,500	8,950	10%
Jackson	90,000	9,000	10%
Jackson	90,500	9,050	10%
Jackson	91,000	9,100	10%
Jackson	91,500	9,150	10%
Jackson	92,000	9,200	10%
Jackson	92,500	9,250	10%
Jackson	93,000	9,300	10%
Jackson	93,500	9,350	10%
Jackson	94,000	9,400	10%
Jackson	94,500	9,450	10%
Jackson	95,000	9,500	10%
Jackson	95,500	9,550	10%
Jackson	96,000	9,600	10%
Jackson	96,500	9,650	10%
Jackson	97,000	9,700	10%
Jackson	97,500	9,750	10%
Jackson	98,000	9,800	10%
Jackson	98,500	9,850	10%
Jackson	99,000	9,900	10%
Jackson	99,500	9,950	10%
Jackson	100,000	10,000	10%


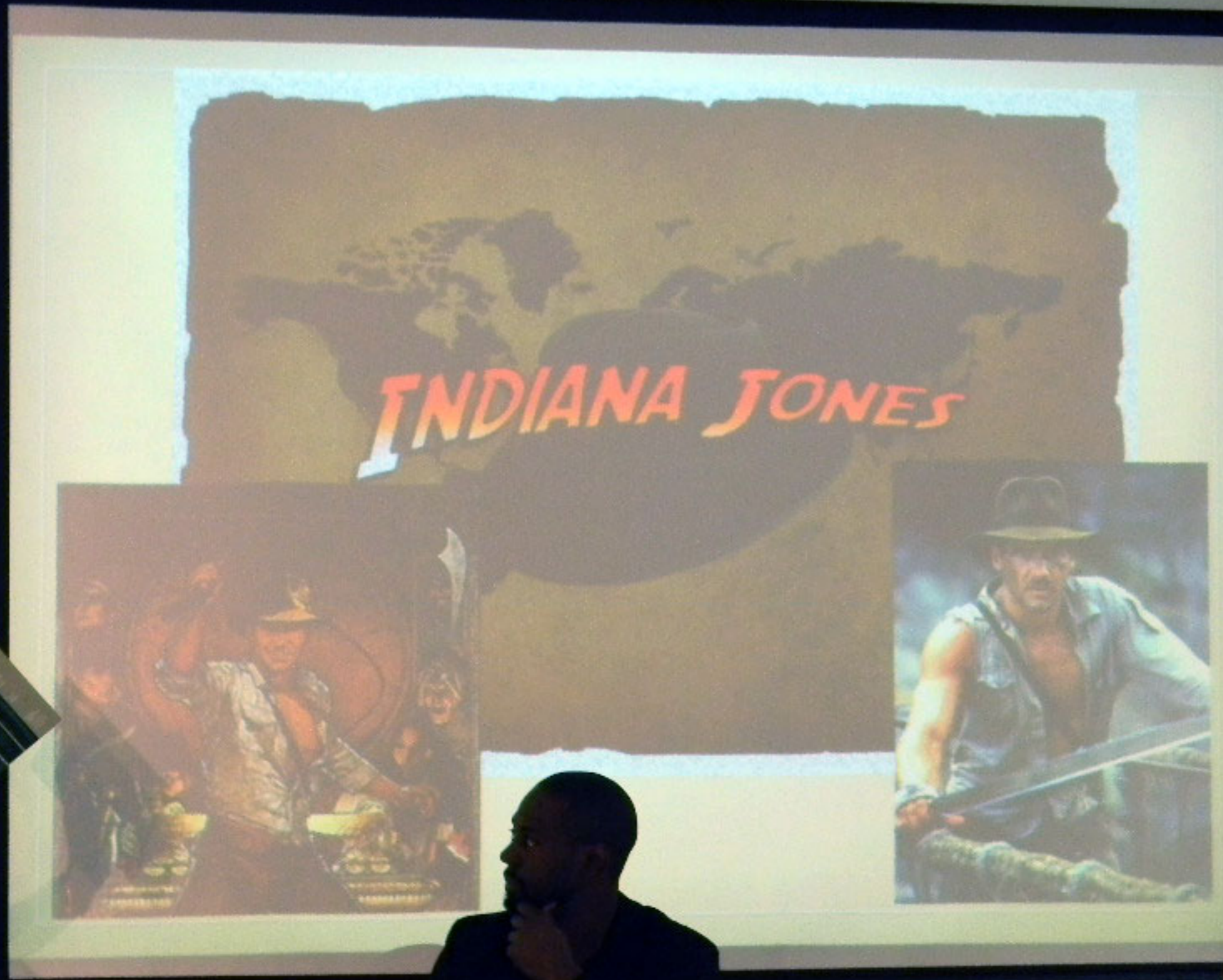



Handwritten notes and a small map of the United States showing the location of the study area in the Eastern United States.



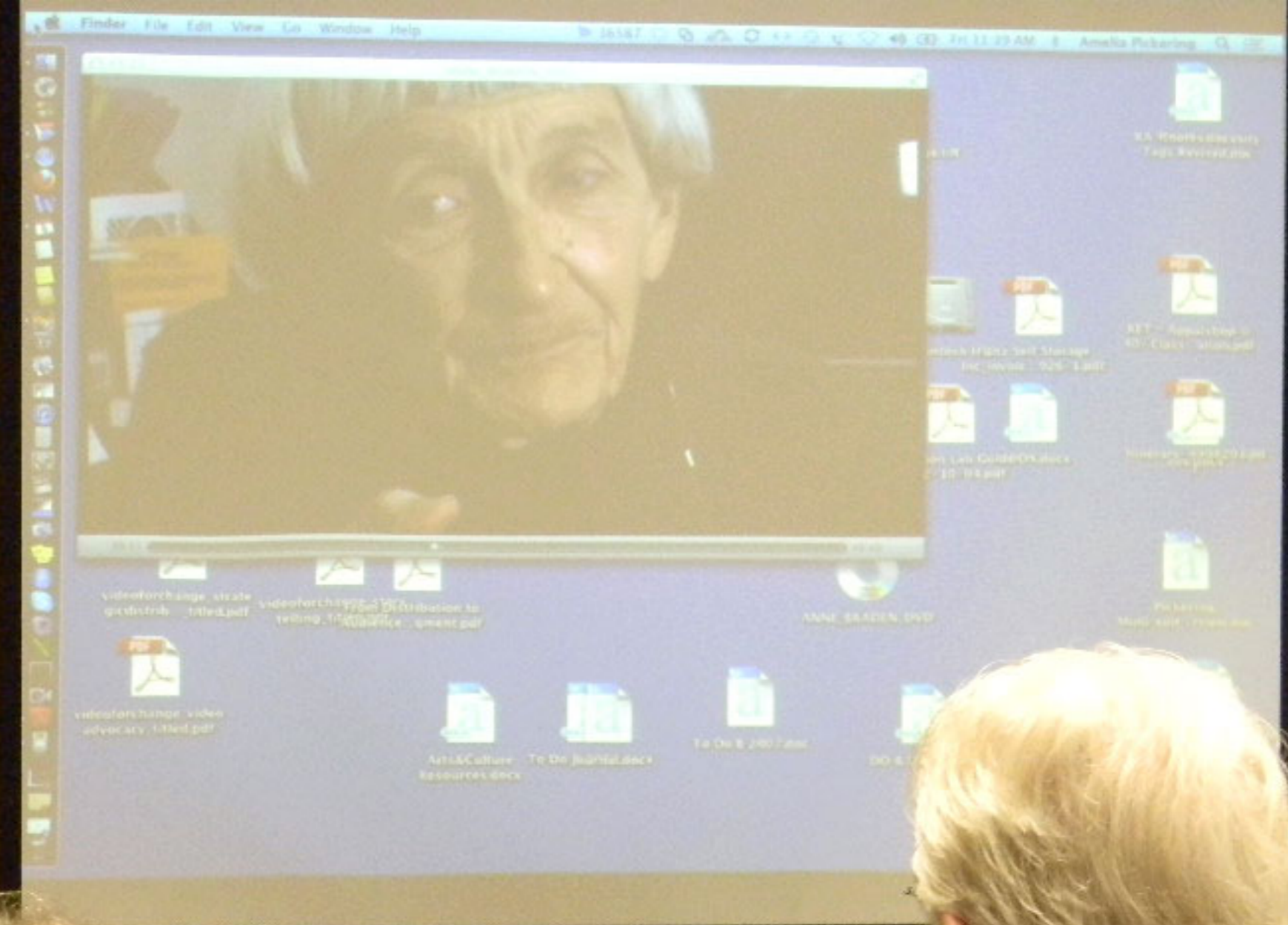
Additional handwritten notes and a small map of the United States showing the location of the study area in the Eastern United States.














## UK Digital Library Services


- Library Technologies Division (Mary Molinaro, Associate Dean)
- Eric Weig, Director
- Sarah Dorpinghaus, Digital Projects Manager
- 4 FTE Programmers
- 4 FTE Imaging Technicians



# Fall 2012 Meeting

## [Fall 2012 meeting agenda](#)

### Photos from meeting



Sarah-Jane Poindexter, Kentucky Council on Archives


Chair






KCA Members



Emily Hikes



Sarah-Jane Poindexter, KCA Chair





Daniel Vivian speaks at “Inreach – Perspectives for Patrons” session.



Sarah Dorpinghaus presents on the Kentucky Digital Library.



